



SERIP

INSPIRED BY NATURE



# *Nature*

realised as concept

Serip, designs and produces nature-inspired sculptures resulting in decor elements and organic lighting that stands out for its thorough attention to detail. Expert in illumination since 1961, Serip's design consists in nature-inspired organic shapes where the disproportionate and uneven forms set Serip's design apart as exclusive and unique, based in nature's powerful distinguished elements, bringing to life the "Organic" concept.

Founded in 1961, Serip's heritage holds three generations of Portuguese craftsmanship highlighting a creative bridge between artisans and designers, providing a unique point of view of hand-made creation, contrasting with the production existing today.







*art*  
of craftsmanship

The use of ancestral techniques takes us back to the past, on a journey into prehistory where our ancestors began to develop their skills. Generations have perfected the technique to this day, but without neglecting the essence of this manual process of unique characteristics that personifies the artistic production. Resulting in odd beauty pieces spiked with history.

Our technicians, artisans, sculptors and designers use knowledge in these techniques as a tool for the creation of contemporary art against industrialization, collecting the ancestral wisdom to give life to an organic style that characterizes only this brand.





a dramatic  
game  
of shadows  
and light

VOA


Inspired by the marvellous ballet of the "Hirundo Rustica", a species of swallows that paint the skies like ballerinas. Their funnel-shaped bodies are also a Portuguese icon, which translates our soul in movements and shapes. The unfindable configurations that they perform allows this singular collection to create beautiful visual compositions. Either in suspension or standing on the walls they create a dramatic game of shadows and light. Also, they can stay aligned, side by side, in an extreme organic and sharp textured tree branch creating extraordinary contrasts with the smooth and fluid shapes of their bodies.





AP1511/2 FO 10

VOA BRANCH SCONCE

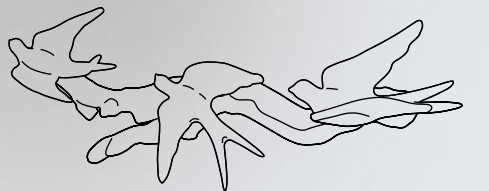


AP1511/2 30x25 cm



AP1511/3 FO 10

VOA BRANCH WALL LAMP



AP1511/3 65x25 cm



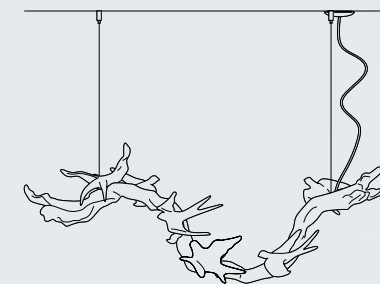


**VOA VERTICAL  
BRANCH SUSPENSION**  
**CT3419/25** 50x350 cm

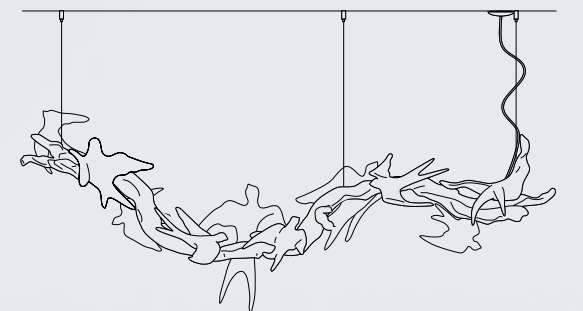


CT3418/10 FO 10

**VOA HORIZONTAL BRANCH SUSPENSION**



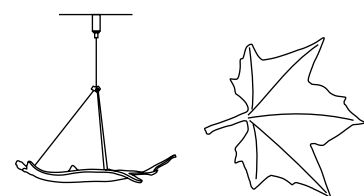
**CT3418/6** 80x30 cm



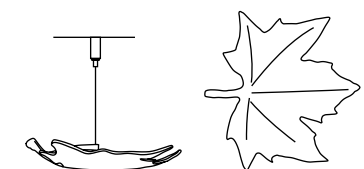
**CT3418/10** 135x45 cm



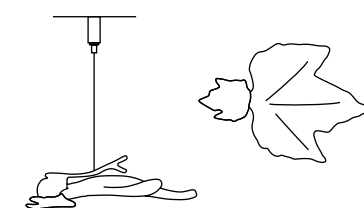
## FOLIO SINGLE LEAF SUSPENSION



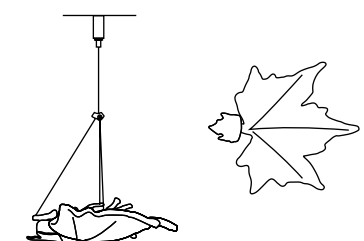
TD103 A 23 cm  
TD104 B 25 cm



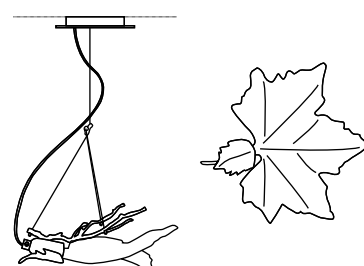
TD105 A 19 cm  
TD106 B 19 cm  
TD107 17 cm



TD102 17 cm



TD100 A 20 cm  
TD101 B 21 cm



CT3403/1 23 cm  
CT3404/1 23 cm



# Folio

Inspired by the picturesque sight of Autumn and its fallen maple leaves.

Like a fragment of a whole, the natural form reflects the arbitrary composition of patterns in a complex set of reflections and contrasts resulting in a sense of an enchanted environment. Perfect for a mix and match of several decorative pieces and lighting fixtures.

The intensity of a still moment directly withdrawn from nature





CT3397/25 FO 10



CT3397/40 FO 10



CT3397/30 FO 10



**FOLIO CIRCLE SUSPENSION**



CT3397/25 Ø 140 cm



CT3397/30 Ø 150 cm

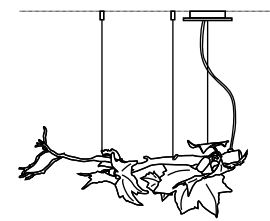


CT3397/40 Ø 165 cm

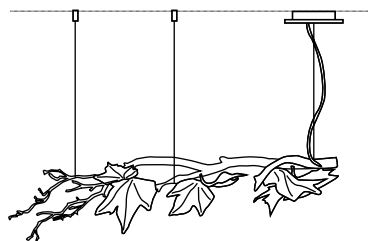





**FOLIO SUSPENSION**



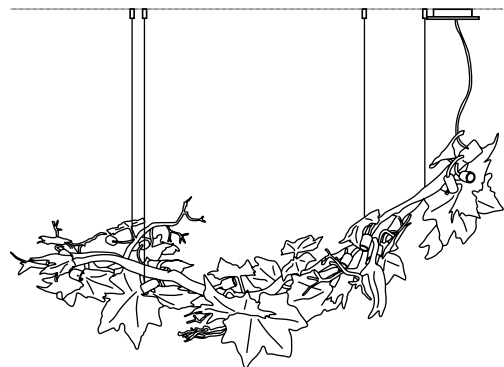
**CT3401/3** 70x27 cm



**CT3396/6** 100x30 cm



**CT3409/12** 125x53 cm



**CT3409/14** 150x53 cm







AP1499/4/R FO 10

**FOLIO**  
WALL  
LAMP



AP1499/4/R 70 x 105 cm



AP1499/4/L 70 x 105 cm



AP1498/3 FO 10

**FOLIO**  
SCONCE



AP1498/3 32 x 32 cm



PD101 FO



PD100 FO



PD102 FO



**FOLIO**  
DECORATIVE  
WALL



**PD102** 12,5 cm



**PD100** 16 cm



**PD101** 24 cm





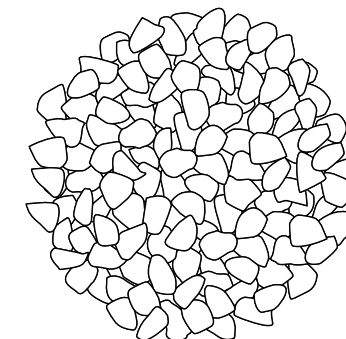
# An art installation *Pathleaf*

As a lighting wonder, the Pathleaf Collection exists in high contrast for a differential and artistic outcome. It is quite a dramatic collection, closely connected to its nature inspiration, presented almost as an art installation, being able to embrace different designs and extensions. The Pathleaf allows modular choices and indirect light, conveying a visual arrangement of great dynamism and an organic complement for wall and ceiling decorations, just like a real natural painting.

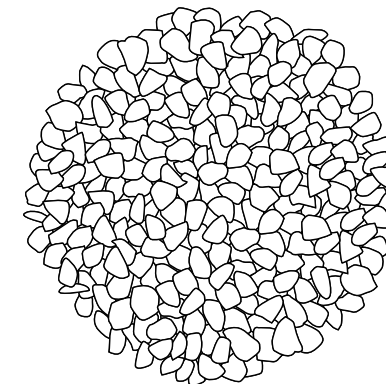


PL376/32 FO + CO + TA + RO

**PATHLEAF**  
CIRCLE  
WALL/CEILING LAMP



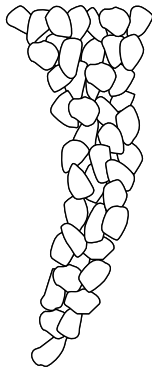
PL376/32 Ø 140 cm



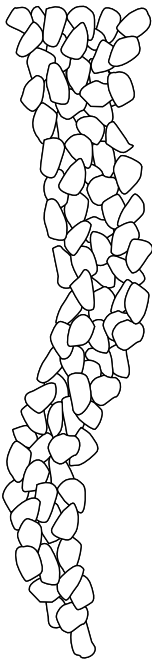
PL372/68 Ø 210 cm



**PATHLEAF  
CLIMBER  
WALL LAMP**



**AP1501/12** 62 x 153 cm



**AP1503/24** 62 x 270 cm

**AP1501/12** PR + CH + FP + FO + CO + FO/PB



**AP1503/24** CH + FP + FP/PB + FO/PB

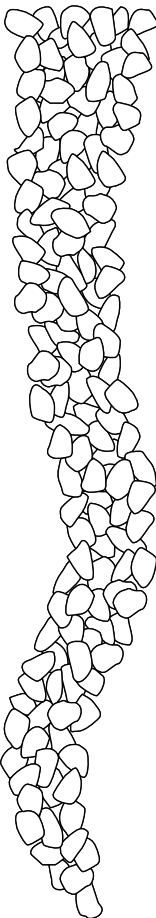


**AP1504/36** FO + FP + RO + CO + FO/PB + TA

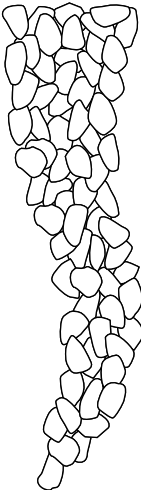
**AP1502/24** CH + FP + FO + RO + CO



**PATHLEAF  
CLIMBER  
WALL LAMP**



**AP1504/36** 59 x 343 cm



**AP1502/24** 59 x 204 cm



a colourful  
atmosphere  
of rainy drops

# Bijout

As beautiful and delicate as nature itself, the Bijout carries a romantic and whimsical sense of detail. The gentle glass pieces are designed to contrast directly with the complex and condensed bronze structure, in a combination of light and movement, and a multitude of colours and weights. In order to define a certain refinement to an interior design concept, the Bijout collection guarantees elegant and graceful details for compelling results.

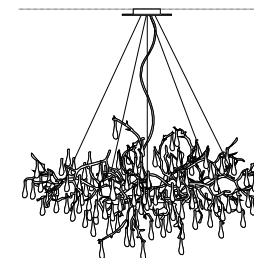




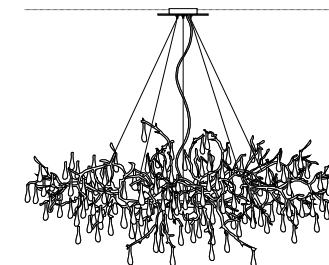


CT3263/18 CH 10 + 42

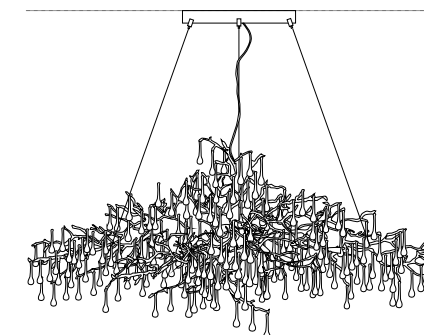
**BIJOUT**  
OVAL SUSPENSION



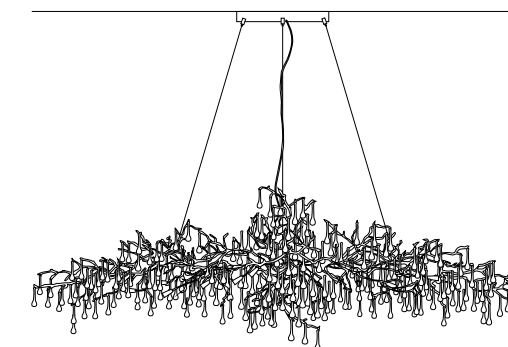
CT3268/8 110x65 cm



CT3263/12 135x65 cm

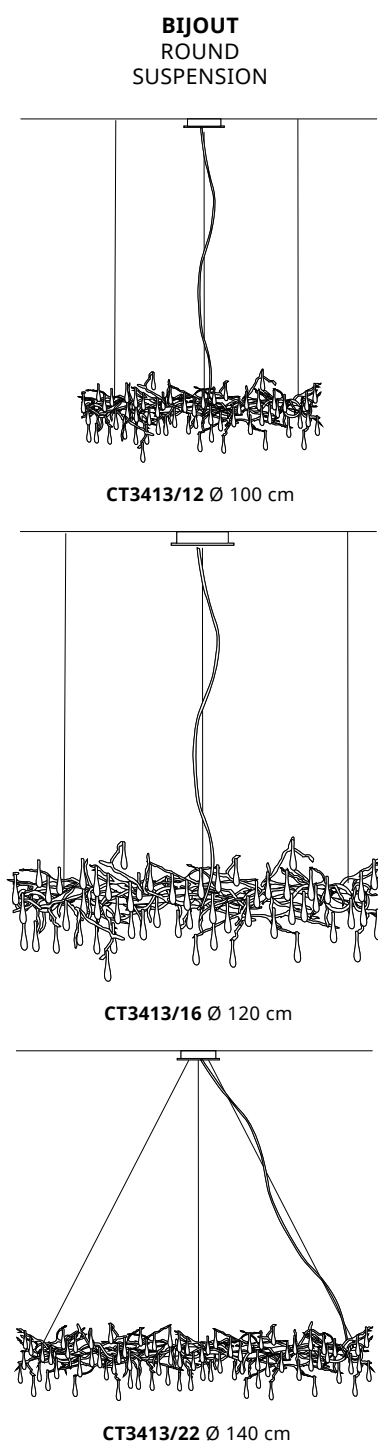


CT3263/18 180x80 cm



CT3263/26 265x80 cm





CT3413/22 FO/PB 10 + 43 + 44





# An entangled blooming lotus

## *Lotus*

Lotus design follows the inherent evolutionary disposition of an organism, proposing a spiral arrangement almost like a living sculpture of motion and growing light sources. The egg-shaped glass pieces emit light to involve the entire piece as a single organic silhouette, a Serip trademark throughout all lighting designs, revealing an interesting glass work that includes bubbles in each piece - factor that confers unique characteristics to the light emission.

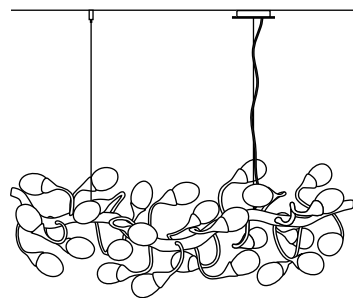







CT3408/25 FO/PB 10

**LOTUS**  
HORIZONTAL SUSPENSION

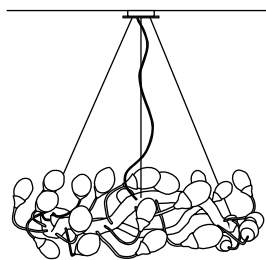


CT3408/25 130x55 cm



CT3376/33 175x55 cm

**LOTUS**  
ROUND SUSPENSION



CT3402/36 Ø 110 cm



CT3402/36 FO/PB 10



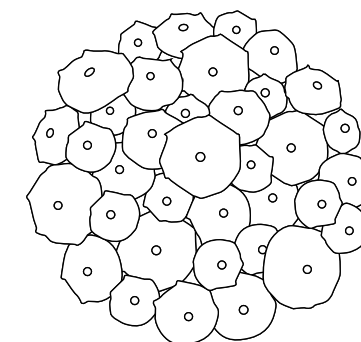


Emphasizing  
the purity of  
water lilies

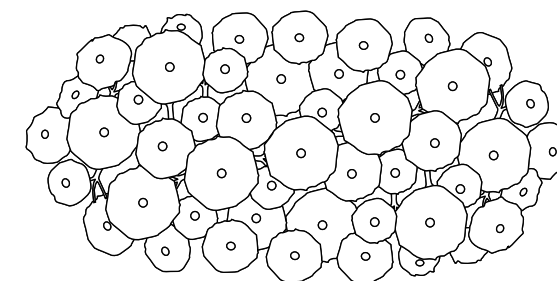
# Nenufar

Ethereal and whimsical, the Nenufar Collection stands closely connected to its direct inspiration, the aqueous nature. Beyond its particular dense structure and closed shape in some designs, it seeks an uncanny levitating sense, allowing multiple perspectives through the carefully crafted Murano glass pieces. Through the glass specifications, the Nenufar achieves diffuse lighting providing an alluring romantic sense, reminiscent of the natural beauty of nature.

**NENUFAR PLAFOND**



**PL380/28** Ø 145 cm

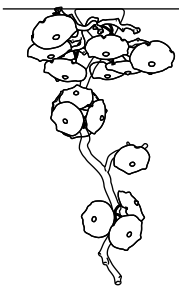


**PL368/36** 235 x 120 cm

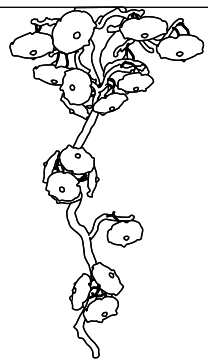





NENUFAR BONSAI SUSPENSION




CT3384/15 Ø 110 x 150 cm



CT3384/18 Ø 110 x 186 cm



CT3384/44 Ø 110 x 410 cm

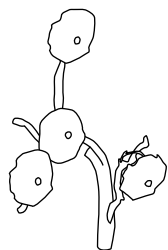


CT3384/35 Ø 110 x 300 cm







NENUFAR  
WALL LAMP



AP1475/4 60 x 82 cm



AP1475/6 72 x 110 cm



AP1475/21 110 x 250 cm



AP1475/6 FP 10

AP1475/4 FO 10



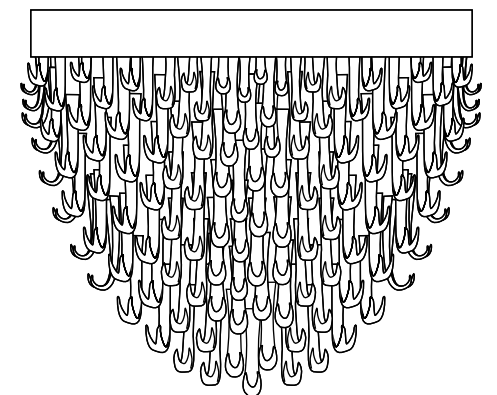





a phenomenon  
of nature  
*Geyser*

The intrinsic force of a geyser carries a blend of aggressiveness and beauty in an unlikely harmony between strength and fragility, establishing the basis of the Geyser Collection. The glass primacy embodies the piece with vigour and energy aiming towards the most intense visual lighting experience.

**GEYSER**  
PLAFOND



**PL379/22** 244 x 190 cm




**PL381/15** Ø 100 cm

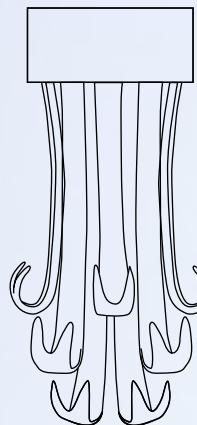




**GEYSER  
WALL LAMP**



**AP1496/1** 30x75 cm



**AP1496/2** 40x75 cm





Inspired  
by winter  
water drops

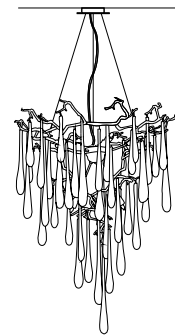
# Aqua

The Aqua Collection is an iconic set of the Serip family, both by its element of inspiration and by its inherent association with our identity, expressing a strong connection to our main inspiration source, nature. The bronze structure expands in entangled branches that lead to floating glass pieces, a characteristic that concedes an airy touch together with its delicate and elegant look, concepts visible in the smallest detail of the glass drops.






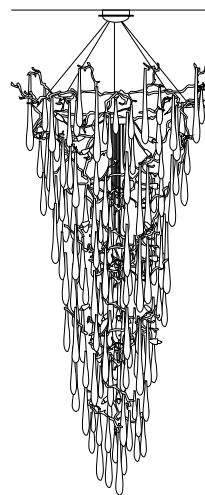
**AQUA**  
CONICAL SUSPENSION



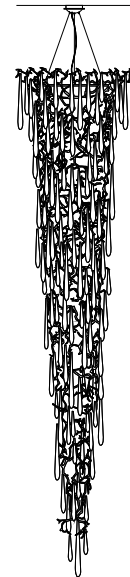
CT3259/8 Ø 70 cm



CT3272/19 Ø 115 cm



CT3350/22 Ø 100 cm




CT3375/32 Ø 80 cm

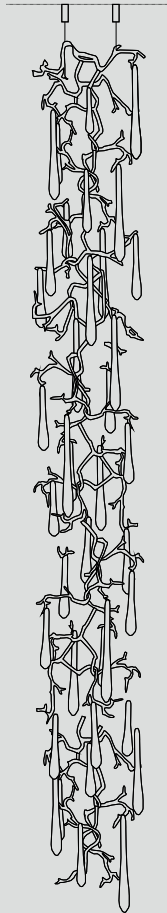
CT3272/19 PR 14







**AQUA**  
DECORATIVE PANEL



**TD108** 45x345 cm







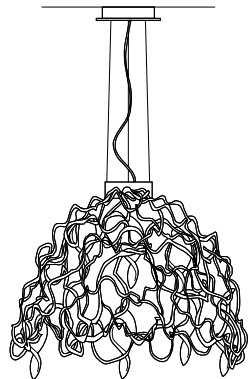
The raw side  
of nature

# Niagara

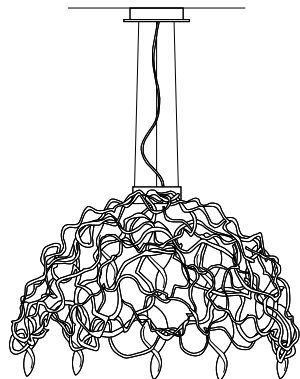
Visually embracing the tenacious and raw side of nature, this collection transpires a very close visual density of its inspirational waterfall through the glass pieces. The solid glass presence represents the untamed motion of water shaped, completed with organic patterns in a game of transparency and opacity, a characteristic that counteracts inertia and enhances movement. The metal structure follows the main concept with vines in a never ending fluid motion.



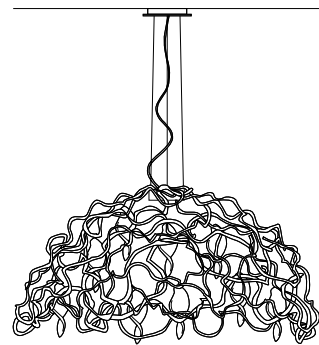
**NIAGARA  
SUSPENSION**



**CT3410/1** Ø 70 cm



**CT3411/1** Ø 80 cm



**CT3387/1** Ø 110 cm

CT3410/1 FP 10



CT3411/1 FP 10







The liquid state  
directly withdrawn  
from nature

# *Liquid*

Pure and dazzling, the Liquid collection presents itself intentionally as a dense design. The vast branched pattern surrounds a considerable sized glass piece just as an embrace of nature, where the movement of the structure tries to reach the fall of a drop of water. Due to the steel cable solution, the Liquid collection is ideal for situations that require some structure and magnificence, achieving a status of lighting sculpture.





**LIQUID  
SINGLE  
SUSPENSION**

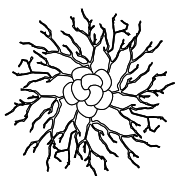


**PL375/1 15 x 90 cm**







**CORAL  
FLAT  
SCONCE**




AP1488 Ø 80 cm



AP1487 Ø 105 cm



AP1486 Ø 140 cm



AP1485 Ø 210 cm

The skeletons  
of underwater  
structures

*Coral*

Inspired by the beauty  
and natural complexity  
of coral reef shapes, the  
Coral Collection stands  
as a dense structure  
of intertwined metal  
branches aiming for a  
faithful representation  
to its nature and visual  
impact. The glass pieces  
fall into the glimpse of  
marine organisms in a  
visual combination of  
great impression.

AP1485 RO








**CORAL**  
FLAT  
SCONCE  
AP1486 Ø 140 cm

AP1486 FP



AP1500 FO

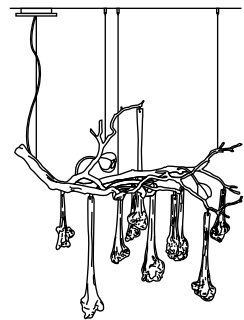
**CORAL**  
WALL LAMP



AP1500 120x110 cm



**CORAL  
FRAGMENTED  
SUSPENSION**



CT3393/4 78x70 cm





Inspired by  
the shapes  
of fish scales  
and sea life

# Carpa

The unusual shape of the Carpa collection pieces stand as a closed design of intense asperity. By modular creation, this collection presents a strong decorative presence with subtle highlight through its diffuse and indirect lighting. Designed entirely with the same material, it gets its shape through the visual lines of scales of marine organisms, a dynamic combination to complement an interior design concept.






CARPA  
SCONCE



AP1489/L 30 x 40 cm



AP1489/R 30 x 40 cm



AP1490/L 25 x 30 cm



AP1490/R 25 x 30 cm



AP1491/L 19 x 27 cm



AP1491/R 19 x 27 cm



AP1491/L + AP1490/R + AP1490/L FO



AP1491/L + AP1490/L + AP1489/L + AP1490/L FO





Inspired by the  
arched shape  
of a water fountain

*Icarus*

With a particular design, the Icarus collection looks as if a frozen fountain was taken directly from its natural setting. Designed like a sculpture by its close resemblance to its nature, the light emerges within the crafted glass, following the liquid motion that grows supported by the bronze central branch.

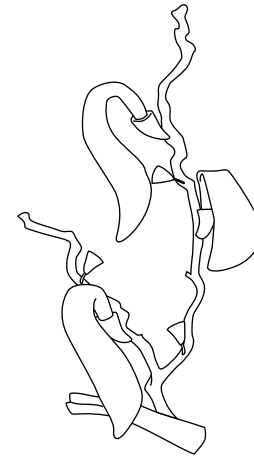
Its intense decorative character commits to its dramatic visual presence, resulting in a piece of high contrast and differential highlight





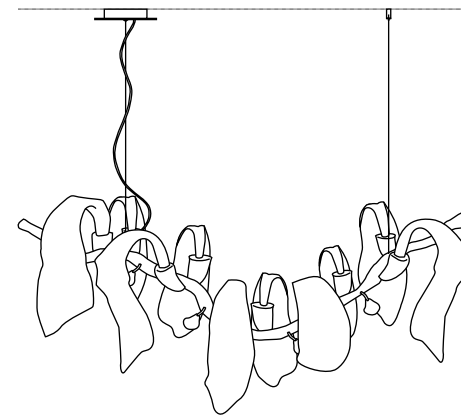
CT3389/14 FP 10

**ICARUS**  
WALL LAMP



AP1497/6 70 x 130 cm

**ICARUS**  
SUSPENSION



CT3389/14 135 x 65 cm



AP1497/6 10

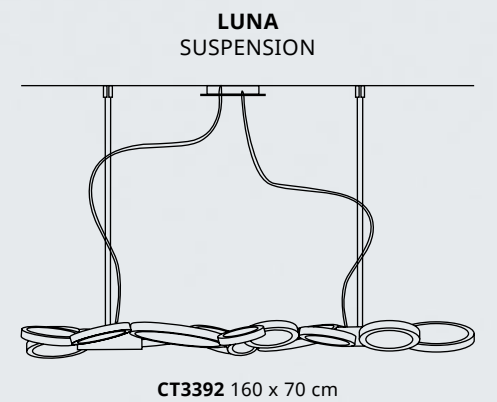


Inspired  
by the  
full moon  
contrast light  
*Luna*

By the full moon  
contrasting light arises  
the Luna Collection,  
modern compositions  
with multiple rings  
of diffuse lighting.  
Designed under a  
mystical criteria of  
patterns, the circular  
pieces assume a position  
of high contrast, detail  
that incorporates them  
as distinctive and  
eccentric.



CT3392 CH 10









a dedication  
to Piet Mondrian

# Mondrian

Inspired by the unique life of the desert sands, Mondrian Collection is a simple dedication to the determinant Dutch painter Piet Mondrian and his abstraction work based on strict grids and three primary colours. The evident pattern in each Serip Mondrian piece relates directly to the lines resulting from the wind touching the sand, a reflection present in a luminous shape resembling the artist's signature grid. By its modular concept, the collection design falls into the category of collections with artistic presence, where light compositions achieve an artistic installation sense.





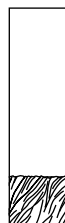


AP1493/1 FP 10




AP1494/3 FP 10


**MONDRIAN  
WALL LAMP**




AP1493/1 13 x 47 cm



AP1494/3 31 x 40 cm



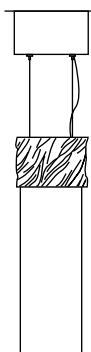
AP1495/5 48 x 35 cm



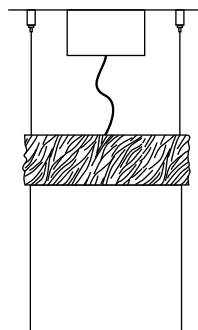
AP1495/5 FP 10



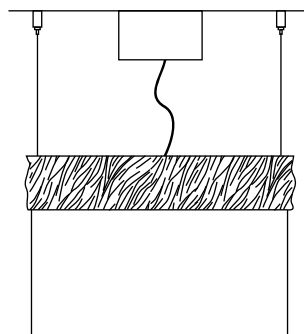
MONDRIAN  
SUSPENSION



CT3398/1 15 x 45 cm



CT3399/3 33 x 39 cm



CT3400/5 51 x 33 cm



CT3399/3 FO 10



CT3398/1 FP 10



CT3400/5 FP 10



Inspired by the  
surrealism of  
Dali sculptures  
and paintings

*Dali*

Dali Collection is inspired by Dali surrealist sculptures and paintings, visually emerged from an uncanny parallel world. These lighting pieces open an endless possibility for light compositions and impressive contrasts and highlights. Standing as a humble dedication to such a great and outstanding artist, the Serip Dali Collection pieces present themselves as an organic decorative installation of diffuse lighting for creative and bold interior designs.



AP1482 42 x 53 cm



AP1483 37 x 51 cm

DALI  
WALL LAMP



AP1483 FP 10



AP1482 FP 10



**All rights reserved, copyright © Serip® 2019**  
For all models, texts, layout and images.

Serip reserves the right to change its models without prior notice and/or the specifications thereof. Serip manufactures unique custom-made lighting and complements sculptures and once the manufacturing is manual the pieces may differ from each other. Each piece has its own identity and therefore is unique. Each piece is labelled with a reference and certified for the country of destination. The designs, texts, layouts or images are protected by copyright and/or industrial design rights. No part may be made public, reproduced or altered in any form for commercial purposes by third parties, including resellers, distributors, e-shops and others, without prior consent, or express written permission of the company Mário J. Pires, Lda. owner of Serip ® brand.



SERIP®

[www.serip.com.pt](http://www.serip.com.pt)

